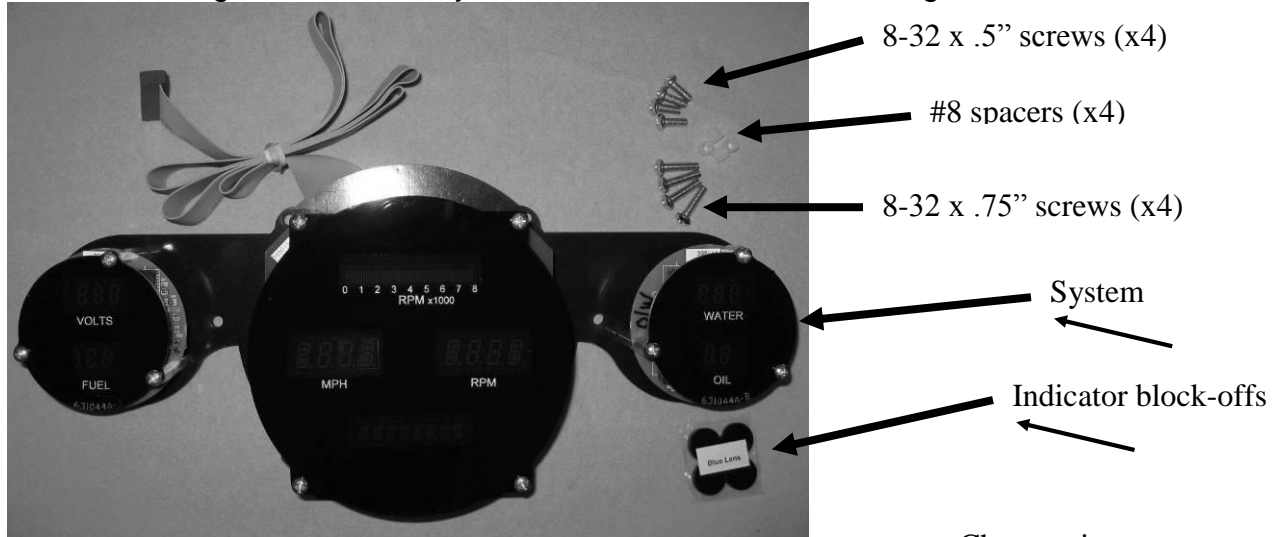


VFD3-57C Installation Guide

Fits 1957 Chevy

The Dakota Digital instrument system should include the following:



Remove the original cluster from the vehicle. Remove the factory gauge housing from the original bezel. You should have a bare housing for the Dakota Digital system to mount to.


****The original chrome trim rings must be used to assure proper spacing of the new instruments.**

Dakota Digital offers new, reproduction trim rings, part number BZL-57C




Remove the protective tape from the lens and insert the system into the bezel.

Make sure to align carefully when installing to avoid scratching the lens.




The system is mounted in the stock housing with the supplied #8-32 mounting hardware. Four shorter screws go towards the edges and four longer screws with nylon spacers in center section. (photos on next page)

Start all eight supplied screws to align the instrument system. Once the components are properly lined up, carefully tighten the screws.



Once all hardware is started, tighten it up to complete the installation of the system.



If you would like to move the original indicators to the new digital display, four small block-off lenses have been supplied. These small circles can be installed into the four original chrome trim rings from the backside.

Insert the block-off lenses with the painted side towards the back of the system (shiny side towards the driver) and secure in place with RTV or silicone.



Reinstall the cluster in the dash, routing the ribbon cable from the displays to the control box. Make sure the ribbon cable isn't pinched or crimped by other dash components once the cluster is fully installed.

See the main instruction manual for the remainder of the installation.

⚠️WARNING: This product can expose you to chemicals including lead, which is known to the State of California to cause cancer and birth defects or other reproductive harm. For more information go to www.P65Warnings.ca.gov



4510 W. 61st St. North
Sioux Falls, SD 57107
www.dakotadigital.com

dakotasupport@dakotadigital.com Copyright 2011 - Dakota Digital, Inc.

Phone (605) 332-6513
Fax (605) 339-4106