



RTX-70P-FIR

Dakota Digital RTX Instrument Installation
For 1970-'81 Pontiac Firebird

Your new RTX-70P-FIR kit includes:



Installation

1. First, remove the stock gauge bezel from the dash. Retain the factory hardware for reassembly.




2. Remove the stock gauges and trim rings from the bezel. These items will not be reused and can be set aside.




3. Remove the four thumb nuts from the back of the main housing, then remove the rear main housing from the speed and tach gauges.




4. Insert Tach, Speed, Fuel & Volts gauges into the front of the bezel. Also insert the front half of the trim ring for the center Temp / Oil gauge.




5. Flip the system over and fasten the trim ring to the bezel using the provided lock nut / rear half.




6. Slide the rear main housing over the speed and tach gauges and fasten into place using the provided thumb nuts. Then use the provided cups, leveling bracket and thumb nuts to secure the two satellite gauges in place.




7. Connect the provided interconnect harness to the Speed, Temp / Oil and Tach gauges. Connect the satellite Fuel and Volts gauges to the rest of the system using the provided Y-harness.



8. Connect the provided Clock harness and Buzzer (optional for audio feedback) to the back of the RTX system.



9. Connect the provided main harness to the back of the RTX system. Be careful when routing the other end to the RTX control box.



10. Carefully re-install the dash bezel with mounted RTX system into the car using factory hardware and refer to the main manual for wiring instructions to complete the RTX installation.



⚠ WARNING: This product can expose you to chemicals including lead, which is known to the State of California to cause cancer and birth defects or other reproductive harm. For more information go to www.P65Warnings.ca.gov



4510 W. 61st St. North
Sioux Falls, SD 57107
www.dakotadigital.com
dakotasupport@dakotadigital.com

Phone (605) 332-6513
Fax (605) 339-4106

© Copyright 2020 - Dakota Digital