



INSTALLATION INSTRUCTIONS

LAT-NR340

LED Tail Lights for '73-'87 Chevy Fleetside Pickup
and '87-'91 Suburban/Blazer

MAN#650203


Kit Includes:




Installation:



1. Remove the tail light lenses. There are four screws holding each lens in place.
2. Remove the light bulbs.



3. Now is a good time to clean the lenses and housings. If lenses are in bad shape a new set is recommended.
4. DO NOT remove the tape from the LED assemblies yet!



5. Test fit the assembly into the tail light housing as shown below to make sure it aligns correctly.




6. Before mounting the new LED assembly into the housing, plug the bulb base into the stock bulb socket and test the tail lights and flashers to make sure everything is working correctly.



7. Make sure the tail light housings are clean and dry so the single use primer applicator can be used for both housings. Apply the primer to the outside edge of the housing where the tape will attach. **AFTER THE PRIMER HAS BEEN APPLIED, LET THE HOUSING DRY FOR 5 MINUTES BEFORE GOING ON.**



8. After the primer has had adequate time to dry, remove the backing from the tape located on the LED assembly.



9. Make sure the bulb base is fastened securely in the stock bulb socket. Carefully place the LED assembly onto the housing and press down firmly.



10. Fasten the lens back on with the four original screws.
11. Repeat steps above for the other side.
12. Test the tail lights, brake lights, and turn signals. If the turn signals do not flash you will need to upgrade your flasher. If you are replacing only the rear turn signals you should be able to use a heavy duty electronic flasher from your local parts store. If you are replacing both front and rear or do not have front bulbs you will need a no-load flasher, Dakota Digital part number LAT-NLF.

SERVICE AND REPAIR

DAKOTA DIGITAL offers complete service and repair of its product line. In addition, technical consultation is available to help you work through any questions or problems you may be having installing one of our products. Please read through the Troubleshooting Guide. There, you will find the solution to most problems.

Should you ever need to send the unit back for repairs, please call our technical support line, (605) 332-6513, to request a Return Merchandise Authorization number. Package the product in a good quality box along with plenty of packing material. Ship the product by UPS or insured Parcel Post. Be sure to include the RMA number on the package, and include a complete description of the problem with RMA number, your full name and address (street address preferred), and a telephone number where you can be reached during the day. Any returns for warranty work must include a copy of the dated sales receipt from your place of purchase. Send no money. We will bill you after repair.

Dakota Digital Limited Lifetime Warranty

DAKOTA DIGITAL warrants to the ORIGINAL PURCHASER of this product that should it, under normal use and condition, be proven defective in material or workmanship for the lifetime of the original vehicle it was installed in, such defect(s) will be repaired or replaced at Dakota Digital's option.

This warranty does not cover nor extend to damage to the vehicle's systems, and does not cover removal or reinstallation of the product. This Warranty does not apply to any product or part thereof which in the opinion of the Company has been damaged through alteration, improper installation, mishandling, misuse, neglect, or accident.

This Warranty is in lieu of all other expressed warranties or liabilities. Any implied warranties, including any implied warranty of merchantability, shall be limited to the duration of this written warranty. No person or representative is authorized to assume, for Dakota Digital, any liability other than expressed herein in connection with the sale of this product.

⚠ WARNING: This product can expose you to chemicals including lead, which is known to the State of California to cause cancer and birth defects or other reproductive harm. For more information go to www.P65Warnings.ca.gov



4510 W. 61st St. North
Sioux Falls, SD 57107
www.dakotadigital.com

dakotasupport@dakotadigital.com Copyright 2011 - Dakota Digital, Inc.

Phone (605) 332-6513
Fax (605) 339-4106