



# HDX-68C-CVL

Dakota Digital HDX Instrument Installation  
For 1968 Chevelle, Malibu and El Camino

Your new HDX-68C-CVL kit includes:

**HDX Display**



**Universal Sender Buzzer Pack**



**Installation Manuals**



**Main Harness**



**Control Box**




**Gear Block-off Lens**

## Installation


1. Remove the stock gauge panel from the car.




2. Remove the five screws holding the gauge cluster to the dash panel. Save this hardware as it will be reused.



3. Remove the seven screws that hold the stock gauges to the lens spacer. Save this hardware as it will be reused.



4. Remove the stock lenses from the lens spacer by removing three screws from the front of each lens. The stock lenses are removed since the new HDX kit features hard coated clear lenses.




- This step is optional for automatic transmission bezels only. If you purchased a separate GSS-2000 kit from Dakota Digital, the gear position can be displayed in the HDX message centers; therefore the stock gear position indicator can be removed.

The stock gear position indicator will slide out from its location. Align the notches in the supplied block off plate with in the stock housing. Use silicone to attach the block off.




- Install the HDX system into the stock lens spacer by securing the system to the spacer by reusing the seven screws removed in step 3.






7. Connect the provided Main Harness and the Buzzer (optional for audio feedback) to the back of the HDX system.



**Buzzer Connector**

8. Re-install the cluster into the vehicle using the factory hardware and refer to the main manual for wiring instructions to complete the HDX installation.



**⚠WARNING:** This product can expose you to chemicals including lead, which is known to the State of California to cause cancer and birth defects or other reproductive harm. For more information go to [www.P65Warnings.ca.gov](http://www.P65Warnings.ca.gov)



4510 W. 61st St. North  
Sioux Falls, SD 57107  
[www.dakotadigital.com](http://www.dakotadigital.com)

[dakotasupport@dakotadigital.com](mailto:dakotasupport@dakotadigital.com) Copyright 2011 - Dakota Digital, Inc.

Phone (605) 332-6513  
Fax (605) 339-4106