



# HDX-64F-FAL

Dakota Digital HDX Instrument Installation  
For 1964-'65 Ford Falcon, Ranchero, 64½-'65 Mustang Base Model

Your new HDX-64F-FAL kit includes:

## HDX Display



Universal  
Sender Pack

Buzzer

Installation Manuals

2X 3/8" Screws



2X Mounting brackets



Ford Adapter




Main Harness




Control Box

## Installation


1. Remove the stock gauge cluster from the dash and retain the factory hardware for reassembly.



2. Separate the bezel from the rest of the cluster by removing the seven screws on the backside. Retain six of these screws for reassembly.




3. With the bare bezel lying face down, fit the HDX system into place and secure it to the bezel using six original screws from disassembly.




4. Secure the angle mounting brackets to the bottom side of the HDX system using the supplied 3/8" screws while aligning the bracket to the bezel mounting hole. The brackets have a slot at each end for proper adjustment; the end with the shorter slot gets mounted to the HDX system.


**End of bracket with shorter slot mounts to the HDX system using supplied 3/8" screw**



**Both brackets mounted to the bottom side of the HDX system**



5. Connect the provided harness and the buzzer (optional for audio feedback) to the back of the HDX system.



6. Re-install the gauge cluster to the dash using the factory hardware while rechecking mounting bracket alignment. Refer to the main manual for wiring instructions to complete the HDX installation.



**⚠ WARNING:** This product can expose you to chemicals including lead, which is known to the State of California to cause cancer and birth defects or other reproductive harm. For more information go to [www.P65Warnings.ca.gov](http://www.P65Warnings.ca.gov)



4510 W. 61st St. North  
Sioux Falls, SD 57107  
[www.dakotadigital.com](http://www.dakotadigital.com)  
[dakotasupport@dakotadigital.com](mailto:dakotasupport@dakotadigital.com)

Phone (605) 332-6513  
Fax (605) 339-4106

© Copyright 2018 - Dakota Digital